

TREE GRATES



PERFORMANCE

- Strictly pedestrian only
- ADA Compliant (Selected models only)

APPLICATION

- Pedestrian areas

COMPATIBLE SIZES

Please refer to Jonite General Catalogue

THICKNESS

46mm

MATERIAL

Jonite Stone (reinforced)

OPTIONAL

- Custom Sizes, Colors, Textures and Patterns
- Metal Supporting Frames
- Special Design for Vehicular Loading
- * Special Design for Highly Corrosive Environment

STANDARD COLORS

Please refer to Color Samples



Available in a variety of designs, shapes and sizes, Jonite Tree Grates effortlessly integrate into the cityscape, providing space for trees to grow and develop.

ADA compliant

Complied to the Americans with Disabilities Act (ADA), selected Jonite Tree Grates are certified ADA compliant. This makes our tree grates popular in hospitals, clinics and residential areas.

Night Illumination

Jonite Tree Grates allows fully customizable light ports or sockets for the installation of many different types and sizes of lights for night illumination this will add an exciting dimension to the natural beauty of trees.

Embossed Insignia

With Jonite, you can easily emboss a corporate insignia or municipal logo right onto the tree grates in use in your environment, giving it an exclusive identity to the locale.



TREE GRATES

A Complete Tree Protection System



Jonite Stone (reinforced) Tree Grates

Jonite Stone (reinforced) Tree Grates come in a wide range of attractive designs, and are also customizable in terms of colors, sizes, designs and application.

Metal Supporting Frames




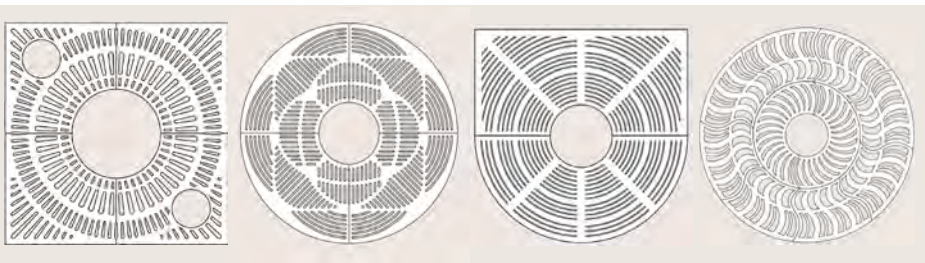
Usually assembled in two sections or more, Metal Supporting Frames are used in supporting the sectional panels of Jonite Tree Grates away from the soil. This maintains a good clearance for rooting and prevents soil compression caused by placing tree grates directly onto the soil surface.

Concrete Bases

Concrete Bases can either be cast on site or prefabricated by a local contractor. The lower base openings allow excessive water to drain off, while the concrete base itself controls surface rooting, retaining good soil condition. In some cases, a complete concrete pit for the tree is incorporated into the ground.

Design Services

Jonite's advantage lies in its low tooling cost, passing on savings to architects and allowing them to customize and formulate new and creative aesthetics to support their design theme. Our team of designers are able to customize an identical design for both tree and channel grates, creating a beautiful combination. This integrated collection will stand to offer enhanced design choices for architects.



see all designs in Jonite General Catalogue